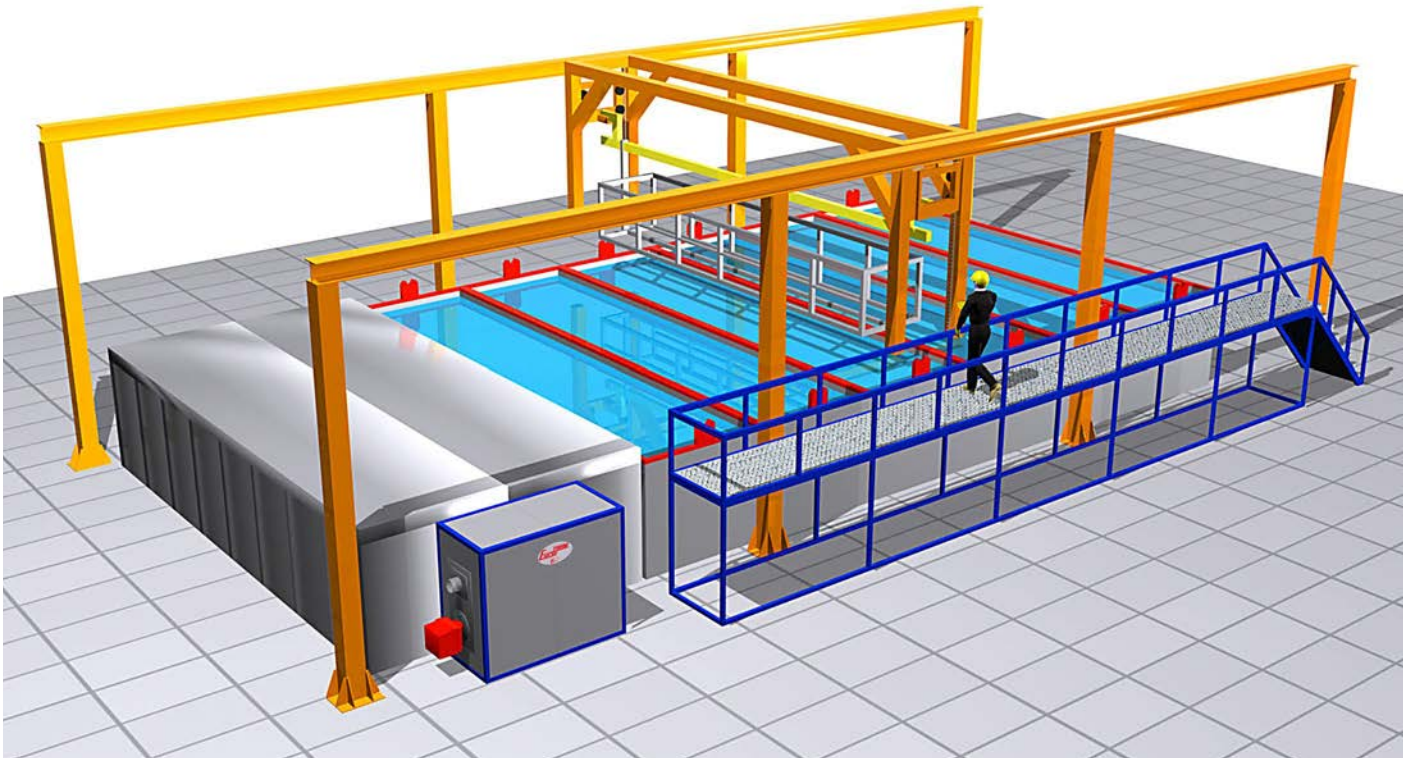



## MULTIPHASE DIVE WASHING LINES



Standard version includes degreasing bath, etching and passivation with intermediate rinse and final drying



Standard installation



Washing pools



Dipping



Part carrier

### ACCESSORI OPTIONAL

Overhead travelling crane with automatic transfer of semifinished products  
Diesel oil burner

### NOTE

Parts loaded on carriers are dipped in various baths and then in the drying oven through an automatic conveyor

Standard installation includes:

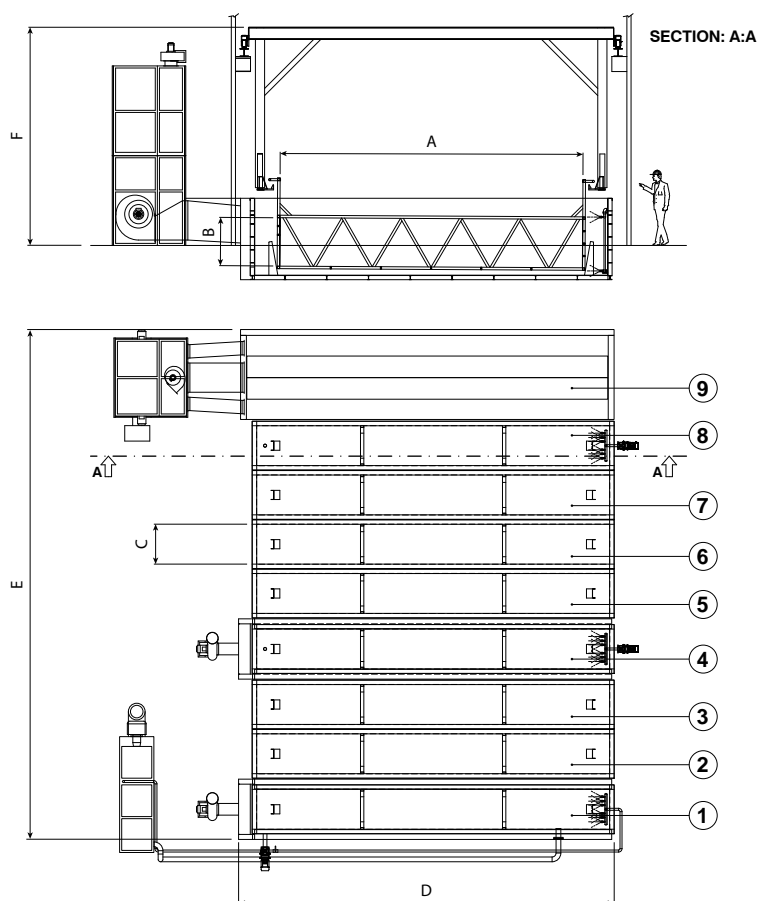
- Degreasing bath
- 1st rinse with plant water
- 2nd rinse with plant water
- Etching
- 3rd rinse with plant water
- 4th rinse with plant water
- Rinse with demineralized water
- Passivation
- Drying

Different processes can be provided according to material of processed parts

Methane gas or LPG burner

Tanks made of corrosion resistant special steel, outside housing tanks and oven pool of galvanized steel, structure framework of painted steel

Dimensions and technical data are approximate and can be adapted to specific customer's requirements



- ① DEGREASING TANK
- ② 1st RINSE TANK
- ③ 2nd RINSE TANK
- ④ ETCHING TANK
- ⑤ 3rd RINSE TANK
- ⑥ 4th RINSE TANK
- ⑦ RINSE WITH DEMINERALIZED WATER
- ⑧ PASSIVATION TANK
- ⑨ DRYING OVEN

## DESCRIPTION OF EQUIPMENT

Model	Useful profile			Outside dimensions		
	A	B	C	D	E	F
Euro ILPI	7200	1200	800	9000	12500	5300

## TECHNICAL DATA

Model	Total electric power	Total heat power	Load per carrier	Degreasing tank temperature	Passivation tank temperature	Drying oven temperature	Burner	Air and fumes extraction chimneys
	kW	kCal/h	kg	t°C	t°C	t°C	nb	nb
Euro ILPI	47	400000	600	50÷70	33	120÷130	2	4