



MULTIPHASE WASHING CELL WITH CARRIAGE



“Water heating with methane gas and/or LPG”
“Maximum degreasing temperature 60°C”

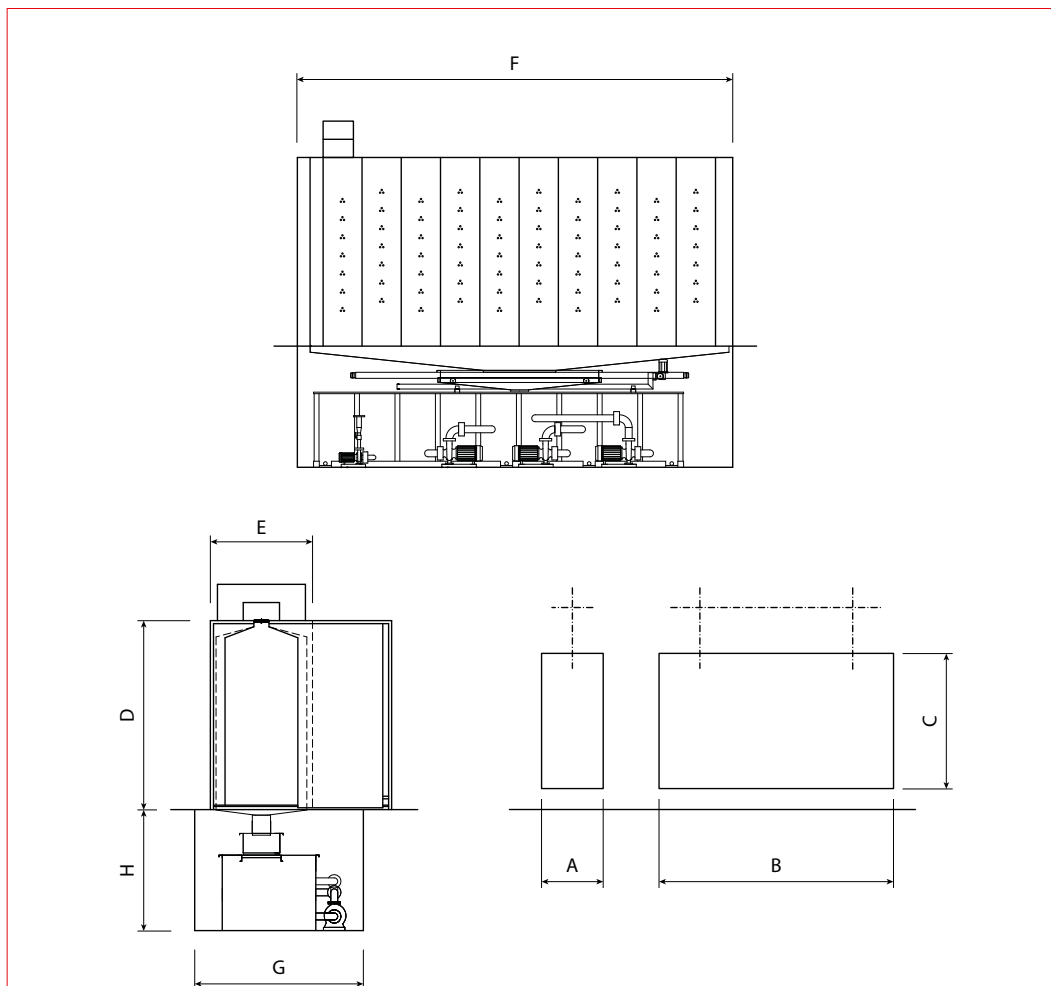


OPTIONAL ACCESSORIES

- Change of washing phases
- Change of useful profile according to requirements
- Diesel oil burner
- Heat exchanger for hot water or steam
- Electric and mechanical assembly

NOTES

- Made from stainless steel sheets and painted steel profiles
- Shipment as assembled unit
- Technical data and dimensions are given as indication and can be changed according to specific customer's requirements



DESCRIPTION OF EQUIPMENT

Model	Useful profile			Outside dimensions				
	A	B	C	D	E	F	G	H
Euro CLMC1	800	3000	1500	2500	1500	4000	3500	2000
Euro CLMC2	1000	6000	2000	3000	2000	7000	3500	2000
Euro CLMC3	1500	12000	2500	3500	2500	13000	3500	2000

TECHNICAL DATA

STANDARD CYCLE

OPTIONAL

Model	Total electric power	Total heat power	Burner	Air and fumes extraction chimneys	Standard cycle time	Degreasing with 60°C	First rinse with room temperature	Second rinse with room temperature	Rinse with demineralized water	Passivation
	kW	kCal/St	n°	n°	min.	min.	min.	min.	min.	min.
Euro CLMC1	16,5	90000	1	2	8	3	1	1	1	1
Euro CLMC2	36	150000	1	2	8	3	1	1	1	1
Euro CLMC3	72	270000	1	2	8	3	1	1	1	1